

2020 North Australia Savanna Fire Forum



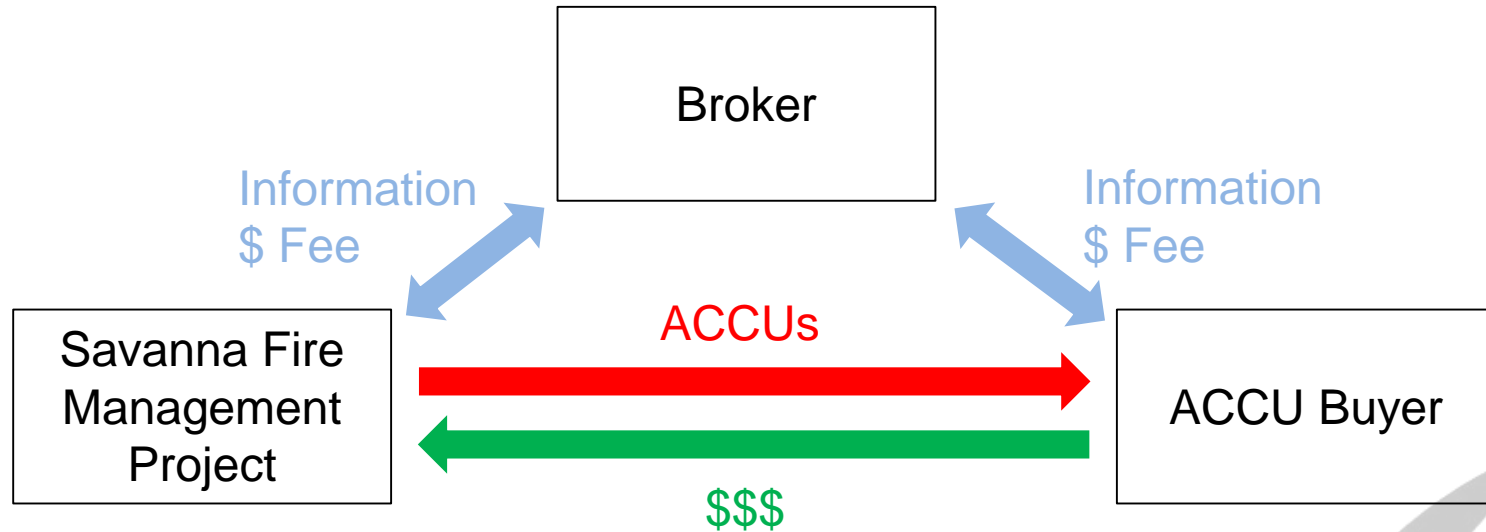
**Engaging in the Carbon Market:
Getting the most value from
your carbon credits**



**CORPORATE
CARBON**
ADVISORY

Gary Wyatt
Corporate Carbon

Market Structure: Brokers vs. Traders



Australian Carbon Market In 2019



ACCUs bought (cancelled) by voluntary buyers	462,266
ACCUs bought by the ERF	11,353,150
Voluntary market share	3.9%

CERs cancelled in the Australian Registry	4,448,032
ACCUs as percentage of total cancellations	9.4%

Savanna Fire Management ACCUs Created	1,041,688
Savanna ACCUs Going To The Voluntary Mkt	44.4%





















Greenwashing?

Companies Cancelling ACCUs



Company	ACCUs
Tasman Environmental Markets Pty Ltd	171,230
Corporate Carbon Advisory Pty Ltd	88,501
Aboriginal Carbon Fund Limited	48,335
AGL Hydro Partnership	36,905
EnergyAustralia Pty Ltd	30,838
Brisbane City Council	30,000
South Australian Water Corporation	27,955
Carbon Estate Pty Ltd	6,734
Virgin Australia Regional Airlines Pty Ltd	5,771
The Sigma Global Company Pty Limited	5,767
Climate Friendly Pty Ltd	3,019
Carbon Financial Services Pty. Ltd.	2,740
Biodiverse Carbon Conservation Pty Limited	1,510
Clean Energy Finance Corporation	1,318
Mallee Carbon Limited	555
Aak Puul Ngantam Ltd.	500
Carbon Neutral Pty Ltd	500
Australian Carbon Traders Pty Ltd	60
Jeremy Martyn Dore	27
Terra Carbon Pty Ltd	1

Companies Cancelling ACCUs

 <u>Austral Bricks</u>	 <u>Austral Fisheries</u>	 <u>Australian Paper</u>	 <u>Belong</u>	 <u>Air BP</u>	 <u>Belong</u>	 <u>Blue Mountains Explorer Bus / /Fantastic Aussie Tours</u>	 <u>City Centre Motor Inn</u>
 <u>BioPak</u>	 <u>Castrol Vecton</u>	 <u>Energy Australia</u>	 <u>Five Founders Beef</u>	 <u>FleetPlus</u>	 <u>Intrepid Group</u>	 <u>Jetstar</u>	 <u>Ndevr Environmental</u>
 <u>Keith Tulloch Wine</u>	 <u>Knauf Australia</u>	 <u>Powershop</u>	 <u>Real Utilities</u>	 <u>NextDC</u>	 <u>Pangolin Associates</u>	 <u>Qantas</u>	 <u>Tigerair Australia</u>
 <u>Ross Hill Wines</u>	 <u>Sensis</u>	 <u>Sustainable Living Fabrics</u>		 <u>Transdev Sydney Ferries</u>	 <u>Virgin Australia</u>		

Google Searches: "Carbon Neutral" Over Last 5 Yrs



Worldwide



Australia



International Markets

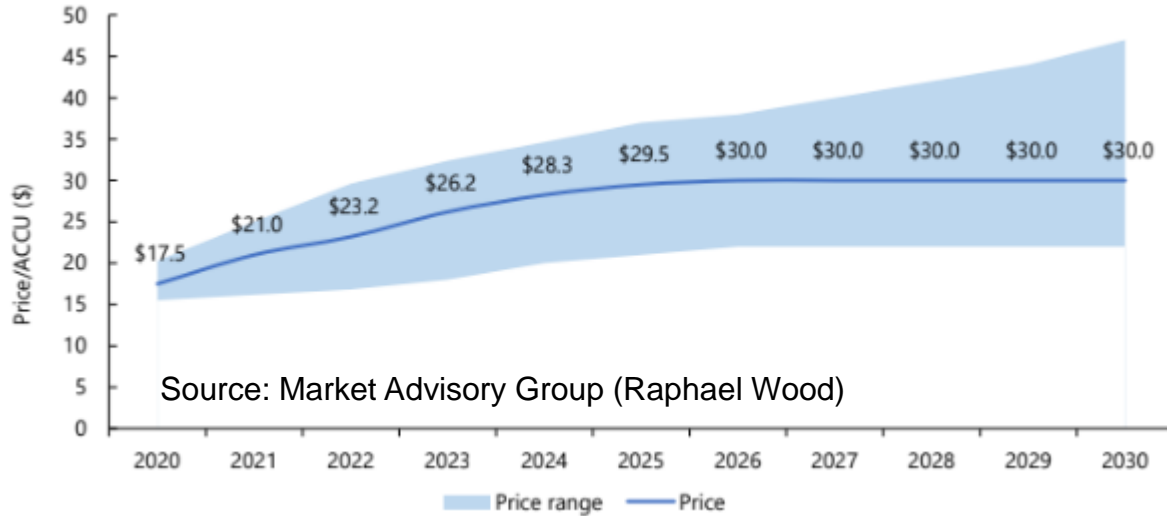
	2017			2018		
	VOLUME MtcO ₂ e	AVERAGE PRICE	VALUE	VOLUME MtcO ₂ e	AVERAGE PRICE	VALUE
FORESTRY AND LAND USE	16.6	\$3.4	\$63.4M	50.7	\$3.2	\$171.9M
RENEWABLE ENERGY	16.8	\$1.9	\$31.5M	23.8	\$1.7	\$40.9M
WASTE DISPOSAL	3.7	\$2.0	\$7.4M	4.5	\$2.2	\$10.0M
HOUSEHOLD DEVICES	2.3	\$5.0	\$11.8M	6.1	\$4.8	\$29.5M
CHEMICAL PROCESSES/ INDUSTRIAL MANUFACTURING	2.6	\$1.9	\$4.9M	2.5	\$3.1	\$7.9M
ENERGY EFFICIENCY/ FUEL SWITCHING	1.1	\$2.1	\$3.3M	2.8	\$2.8	\$7.8M
TRANSPORTATION	0.1	\$2.9	\$0.2M	0.3	\$1.7	\$0.5M

Buyers Want Co-Benefits, but Balk at Paying More for Them

Buyers prefer projects that demonstrate benefits beyond emission reductions, but their willingness to pay a premium is limited. This is reflected in the fact that the biggest jump in volume was for offsets that achieved dual certification under both the VCS, which certifies greenhouse-gas impacts, and the CCB standards, which certify positive social and biodiversity impacts.

Source: State of the Voluntary Carbon Markets 2019

ACCU Forward Price:



But there are risks – be careful with contracts

Source: Market Advisory Group (Raphael Wood)



Foundation Signatories



Signatories



Australian Financial Services License (AFSL)

For more information



Gary Wyatt **Director**

Tel +61 458 567 992

Email gary.wyatt@corporatecarbon.com.au

Web www.corporatecarbon.com.au

Suite 805, 109 Pitt Street, Sydney, NSW 2000